

**DAV Public School
Khera Khurd / Budhpur
Summer Holidays Home Work
Class – II (2018 – 2019)**

Dear Parents,

Holidays are time when you connect with your child in many ways. As you are your child's first and most important teacher, you can encourage your child's love of learning by participating in educational activities at home. Working together on the activities will help your child to build confidence, learn to reason and develop skills necessary for his / her education.

Note:

1. Please make your child completes his / her holiday home work.
2. Encourage your child to do the activities themselves and allocate a specific time to do homework.

English:

Objectives:

- a) To enhance and improve upon calligraphy and stroke formation.
- b) To make efforts to improve word building and vocabulary.
- c) Do practice of writing (a to z), (A to Z). (To be done in 3 in 1 note book – 5 pages at least).
- d) Make 5 – 5 flash cards of each sound blends with pictures (Take help from My English reader) on A4 size sheet and decorate it. Do it according to your Roll Number. (10 inches X 10 inches)

Sound Words	Roll Number
“ar”	1 to 5
“ai”	6 to 10
“ou”	11 to 15
“ow”	16 to 20
“wh”	21 to 25
“tch”	26 to 30
“oa”	31 to 33

EVS:

1. Collect information and pictures related to the given class title Madhya Pradesh and make a poster of it.
2. Make 4 – 4 flash cards with pictures (10 inches X 10 inches) on the topics given below according to the Roll numbers of your child.

Topics	Roll Number
“Our Clothes, Type of Clothes according to the season”	1 to 6
“House to live in – different types of houses”	7 to 12
“Different neighborhood places like school hospitals etc”	13 to 18
“Different types of plants”	19 to 24
“Pasting pictures of season & things used in season”	25 to 30
“Traffic Signals”	31 to 33

Maths Work Sheet - 1

Write each number in expanded form

1) 56 _____

2) 79 _____

3) 59 _____

4) 73 _____

5) 90 _____

6) 77 _____

7) 98 _____

8) 94 _____

9) 32 _____

10) 64 _____

11) 49 _____

12) 88 _____

13) 66 _____

14) 26 _____

15) 80 _____

16) 95 _____

17) 69 _____

18) 67 _____

19) 82 _____

20) 93 _____

Maths Worksheet - 2

Name _____

Addition Practice - 1

$$\begin{array}{r} 53 \\ + 36 \\ \hline \end{array}$$

$$\begin{array}{r} 14 \\ + 44 \\ \hline \end{array}$$

$$\begin{array}{r} 33 \\ + 21 \\ \hline \end{array}$$

$$\begin{array}{r} 98 \\ + 1 \\ \hline \end{array}$$

$$\begin{array}{r} 1 \\ + 1 \\ \hline \end{array}$$

$$\begin{array}{r} 21 \\ + 12 \\ \hline \end{array}$$

$$\begin{array}{r} 51 \\ + 12 \\ \hline \end{array}$$

$$\begin{array}{r} 47 \\ + 22 \\ \hline \end{array}$$

$$\begin{array}{r} 2 \\ + 2 \\ \hline \end{array}$$

$$\begin{array}{r} 65 \\ + 11 \\ \hline \end{array}$$

$$\begin{array}{r} 16 \\ + 41 \\ \hline \end{array}$$

$$\begin{array}{r} 32 \\ + 44 \\ \hline \end{array}$$

$$\begin{array}{r} 5 \\ + 32 \\ \hline \end{array}$$

$$\begin{array}{r} 2 \\ + 76 \\ \hline \end{array}$$

$$\begin{array}{r} 14 \\ + 43 \\ \hline \end{array}$$

$$\begin{array}{r} 4 \\ + 84 \\ \hline \end{array}$$

$$\begin{array}{r} 23 \\ + 33 \\ \hline \end{array}$$

$$\begin{array}{r} 6 \\ + 62 \\ \hline \end{array}$$

$$\begin{array}{r} 13 \\ + 45 \\ \hline \end{array}$$

$$\begin{array}{r} 71 \\ + 1 \\ \hline \end{array}$$

$$\begin{array}{r} 63 \\ + 1 \\ \hline \end{array}$$

$$\begin{array}{r} 4 \\ + 5 \\ \hline \end{array}$$

$$\begin{array}{r} 15 \\ + 4 \\ \hline \end{array}$$

$$\begin{array}{r} 2 \\ + 53 \\ \hline \end{array}$$

$$\begin{array}{r} 22 \\ + 4 \\ \hline \end{array}$$

$$\begin{array}{r} 11 \\ + 38 \\ \hline \end{array}$$

$$\begin{array}{r} 1 \\ + 48 \\ \hline \end{array}$$

$$\begin{array}{r} 4 \\ + 2 \\ \hline \end{array}$$

$$\begin{array}{r} 43 \\ + 12 \\ \hline \end{array}$$

$$\begin{array}{r} 76 \\ + 12 \\ \hline \end{array}$$

$$\begin{array}{r} 31 \\ + 31 \\ \hline \end{array}$$

$$\begin{array}{r} 82 \\ + 5 \\ \hline \end{array}$$

$$\begin{array}{r} 1 \\ + 33 \\ \hline \end{array}$$

$$\begin{array}{r} 6 \\ + 52 \\ \hline \end{array}$$

$$\begin{array}{r} 2 \\ + 13 \\ \hline \end{array}$$


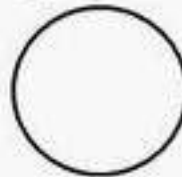
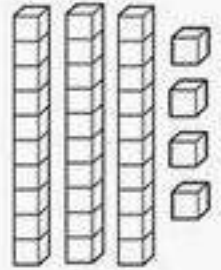
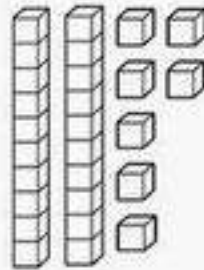
Maths Work Sheet - 3

Place Value

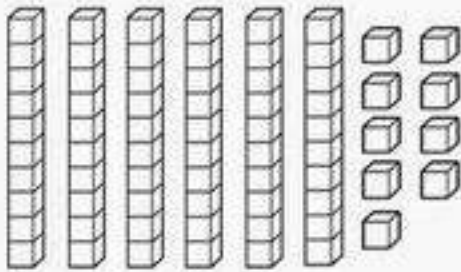
$42 = \underline{\quad} \text{ tens } \underline{\quad} \text{ ones}$

$35 = \underline{\quad} \text{ tens } \underline{\quad} \text{ ones}$

$28 = \underline{\quad} \text{ tens } \underline{\quad} \text{ ones}$



Color in **36**. Fill in the blanks.



$\underline{\quad} \text{ tens } \underline{\quad} \text{ ones}$

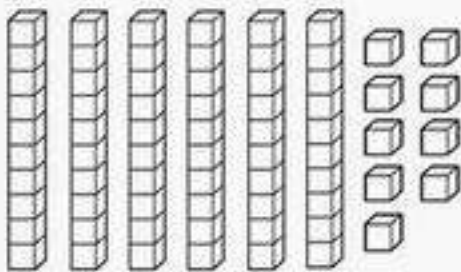
$\underline{\quad} + \underline{\quad} = \underline{\quad}$

$5 \text{ tens } 3 \text{ ones} = \underline{\quad}$

$2 \text{ tens } 5 \text{ ones} = \underline{\quad}$

$4 \text{ tens } 6 \text{ ones} = \underline{\quad}$

Color in **48**. Fill in the blanks.



$\underline{\quad} \text{ tens } \underline{\quad} \text{ ones}$

$\underline{\quad} + \underline{\quad} = \underline{\quad}$

$20 + 4 = \underline{\quad} \quad 40 + 3 = \underline{\quad}$

$30 + 7 = \underline{\quad} \quad 10 + 2 = \underline{\quad}$

Write **26** in expanded form.

$\underline{\quad} + \underline{\quad}$

Write **45** in expanded form.

$\underline{\quad} + \underline{\quad}$

Maths Work sheet - 4

1) Write the number names for the following:

a)	53	<hr/>
b)	80	<hr/>
c)	18	<hr/>
d)	23	<hr/>
e)	45	<hr/>
f)	77	<hr/>
g)	91	<hr/>
h)	9	<hr/>
i)	11	<hr/>

Maths Work sheet - 5

$$\begin{array}{r} 1) \quad 43 \\ - 22 \\ \hline \end{array}$$

$$\begin{array}{r} 2) \quad 36 \\ - 14 \\ \hline \end{array}$$

$$\begin{array}{r} 3) \quad 54 \\ - 21 \\ \hline \end{array}$$

$$\begin{array}{r} 4) \quad 35 \\ - 23 \\ \hline \end{array}$$

$$\begin{array}{r} 5) \quad 63 \\ - 30 \\ \hline \end{array}$$

$$\begin{array}{r} 6) \quad 75 \\ - 32 \\ \hline \end{array}$$

$$\begin{array}{r} 7) \quad 72 \\ - 51 \\ \hline \end{array}$$

$$\begin{array}{r} 8) \quad 86 \\ - 44 \\ \hline \end{array}$$

$$\begin{array}{r} 9) \quad 92 \\ - 51 \\ \hline \end{array}$$

$$\begin{array}{r} 10) \quad 76 \\ - 53 \\ \hline \end{array}$$

$$\begin{array}{r} 11) \quad 88 \\ - 45 \\ \hline \end{array}$$

$$\begin{array}{r} 12) \quad 96 \\ - 64 \\ \hline \end{array}$$

1) सुलेख द्वारा अक्षरों की बनावट को सुधारें।

(क-ह) (अ-अं) 5-5 पृष्ठ (3 in one note book)

2) अनुनासिक (ँ) और अनुस्वार (ं) वाले शब्दों के फ्लैश कार्ड बनाइए (5-5) चित्र चिपकाइए।

अनुनासिक (ँ) - शैल नं० (1 से 15)

अनुस्वार (ं) - शैल नं० (16 से 33)

(A 4 size sheet)

3) संयुक्त अक्षर (क्ष, त्र, ञ, ल) से 10-10 शब्द लिखिए। (3 in one note book)

धर्म शिक्षा:- किसी पाँच राष्ट्रपुरुषों अथवा प्रेरणास्त्रोत पुरुषों के चित्र चिपकाकर, उनके नाम लिखिए।

(Activity file)